

NCAA Gymnastics Score Sheet

Teams: Home *University of Oklahoma

Visitor Simpson College

Date Feb 15, 2025

Place University Of Oklahoma Gymnastics

Attendance 1011

Name	D	1	2	3	4	5	nd	AVE
1 Matthew Burgoyne 204	5.0	8.6	8.7					13.650
2 Nico Hamilton 213	4.8	8.5	8.5					13.300
3 Brigham Frentheway 211	5.0	8.9	9.1					14.000
4 Emre Dodanli 208	5.3	9.0	8.9					14.250

Floor Score: 55.200 Running Score: 55.200

Name	D	1	2	3	4	5	nd	AVE
1 Braxton Jones 309	4.4	8.1	8.0					12.450
2 Paul Tiedemann 321	4.4	8.4	8.4					12.800
3 Milo Staley 319	4.6	7.4	7.4				-0.1	11.900
4 Christopher Duane 307	4.4	6.7	6.9					11.200

Floor Score: 48.350 Running Score: 48.350

Name	D	1	2	3	4	5	nd	AVE
1 Kelton Christiansen 205	4.6	7.7	7.5					12.200
2 Mac Seyler 216	4.8	8.2	8.4					13.100
3 Zach Nunez 215	5.1	8.5	8.7					13.700
4 Ignacio Yockers 219	5.8	8.7	8.6					14.450

Pommel Score: 53.450 Running Score: 108.650

Name	D	1	2	3	4	5	nd	AVE
1 William Bacus 301	3.9	7.4	7.2					11.200
2 Tristan Shorey 315	3.6	6.7	6.5					10.200
3 Milo Staley 319	3.9	5.5	5.4					9.350
4 Alex Catchpole 304	4.9	6.6	7.0					11.700

Pommel Score: 42.450 Running Score: 90.800

Name	D	1	2	3	4	5	nd	AVE
1 Brigham Frentheway 211	4.4	9.5	9.4					13.850
2 Matthew Burgoyne 204	5.0	9.1	9.2					14.150
3 Mac Seyler 216	4.4	9.1	9.0					13.450
4 Francisco Velez Belen 217	5.2	8.8	8.8					14.000

Rings Score: 55.450 Running Score: 164.100

Name	D	1	2	3	4	5	nd	AVE
1 Braxton Jones 309	3.4	8.9	8.8					12.250
2 Jake Smith 318	3.1	7.7	7.5					10.700
3 Alex Campbell 303	4.4	8.6	8.7					13.050
4 Brian Rollison 313	4.9	8.5	8.6					13.450

Rings Score: 49.450 Running Score: 140.250

Name	D	1	2	3	4	5	nd	AVE
1 Francisco Velez Belen 217	4.4	9.0	9.1					13.450
2 Fuzzy Benas 202	4.9	9.4	9.5					14.350
3 Brigham Frentheway 211	4.8	9.2	9.3					14.050
4 Emre Dodanli 208	4.8	9.4	9.4					14.200

Vault Score: 56.050 Running Score: 220.150

Name	D	1	2	3	4	5	nd	AVE
1 Brian Rollison 313	4.4	8.3	8.4				-0.3	12.450
2 Alex Campbell 303	4.4	9.0	8.9					13.350
3 Milo Staley 319	4.4	8.9	8.9					13.300
4 Braxton Jones 309	4.9	9.2	9.3				-0.1	14.050

Vault Score: 53.150 Running Score: 193.400

Name	D	1	2	3	4	5	nd	AVE
1 Matthew Burgoyne 204	4.5	8.8	9.0					13.400
2 Colin Flores 209	4.6	9.1	9.0					13.650
3 Ignacio Yockers 219	4.4	8.7	8.8					13.150
4 Emre Dodanli 208	4.7	7.5	7.3					12.100

P. Bar Score: 52.300 Running Score: 272.450

Name	D	1	2	3	4	5	nd	AVE
1 Eric Simon 316	3.8	8.0	8.0					11.800
2 Tristan Shorey 315	3.5	8.4	8.1					11.750
3 Jake Sweeten 320	3.9	8.1	7.9					11.900
4 Paul Tiedemann 321	3.8	7.6	7.4					11.300

P. Bar Score: 46.750 Running Score: 240.150

Name	D	1	2	3	4	5	nd	AVE
1 Brandon Zepeda-Orth 220	4.6	9.3	9.2					13.850
2 Brigham Frentheway 211	5.0	8.7	8.4					13.550
3 Kelton Christiansen 205	5.4	8.6	8.7					14.050
4 Emre Dodanli 208	5.3	8.4	8.6					13.800

H. Bar Score: 55.250 Running Score: 327.700

Name	D	1	2	3	4	5	nd	AVE
1 Eric Simon 316	3.0	7.0	6.8					9.900
2 Brian Rollison 313	4.1	7.6	7.7					11.750
3 Jake Sweeten 320	4.0	7.4	7.2					11.300
4 Paul Tiedemann 321	4.0	8.5	8.4					12.450

H. Bar Score: 45.400 Running Score: 285.550

Final Team Score: 327.700

Final Team Score: 285.550

All-Arounders

All-Arounders

FX	PH	SR	VT	PB	HB	AA

Staley					
11.900					
9.350					
11.800					
13.300					
10.700					
11.550					
68.600					

Judge's Signatures * FX * PH * SR * VT * PB * HB

* Head Judge

Coach's Signature

NCAA Gymnastics Score Sheet

Teams: Home University of Michigan Visitor _____

Date Feb 15, 2025 Place University Of Oklahoma Gymnastics Attendance 1011

Name		D	1	2	3	4	5	nd	AVE	Name		D	1	2	3	4	5	nd	AVE	
FLOOR	1 Pierce Wolf gang	103	4.7	8.6	8.6				13.300											
	2 Solen Chiodi	122	5.1	8.6	8.7				13.750											
	3 David Wolma	102	4.8	8.3	8.3			-0.1	13.000											
	4 Charlie Larson	114	5.2	9.1	9.1				14.300											

Floor Score: **54.350** Running Score: **54.350** Floor Score: **0.000** Running Score: **0.000**

POMMEL	1 Zach Granados	119	4.8	8.5	8.4				13.250											
	2 Fred Richard	106	5.6	8.4	8.2				13.900											
	3 Kyle Walchuk	104	4.7	6.5	6.5				11.200											
	4 Aaronson Mansberger	113	5.5	8.5	8.5				14.000											

Pommel Score: **52.350** Running Score: **106.700** Pommel Score: **0.000** Running Score: **0.000**

RINGS	1 Robert Noll	110	4.5	8.8	8.6				13.200											
	2 Rithik Puri	108	4.8	8.9	8.8				13.650											
	3 Paul Juda	116	4.9	9.4	9.3				14.250											
	4 Fred Richard	106	5.2	8.6	8.4				13.700											

Rings Score: **54.800** Running Score: **161.500** Rings Score: **0.000** Running Score: **0.000**

VAULT	1 Solen Chiodi	122	4.8	9.1	9.1				13.900											
	2 David Wolma	102	4.8	9.3	9.3				14.100											
	3 Charlie Larson	114	4.4	9.6	9.5				13.950											
	4 Fred Richard	106	4.5	9.4	9.3				13.850											

Vault Score: **55.800** Running Score: **217.300** Vault Score: **0.000** Running Score: **0.000**

PARALLEL BARS	1 Kyle Walchuk	104	4.7	8.8	8.6				13.400											
	2 Fred Richard	106	5.4	9.1	9.0				14.450											
	3 Paul Juda	116	5.4	7.8	8.1				13.350											
	4 Logan McKeown	112	5.1	8.9	8.8				13.950											

P. Bar Score: **55.150** Running Score: **272.450** P. Bar Score: **0.000** Running Score: **0.000**

HIGH BAR	1 Pierce Wolf gang	103	4.3	9.5	9.4				13.750											
	2 Robert Noll	110	4.6	7.9	7.8				12.450											
	3 Fred Richard	106	5.5	8.7	8.9				14.300											
	4 Paul Juda	116	4.9	8.6	8.5				13.450											

H. Bar Score: **53.950** Running Score: **326.400** H. Bar Score: **0.000** Running Score: **0.000**

Final Team Score: 326.400

Final Team Score: 0.000

All-Arounders

All-Arounders

FX																				
PH																				
SR																				
VT																				
PB																				
HB																				
AA																				

Judge's Signatures * FX Robert Cass (FG) * PH Kevin Muenz (FG) * SR Brian Cooper * VT Cameron Sweny (FG) * PB Mark Sherman * HB Kevin Muenz (FG)

* Head Judge FX Brian Richmond, Daniel Furney (N) PH Cameron Sweny (FG), Mark Sherman SR Dean Mathews (FG), Travis Blue VT Travis Blue, Brian Cooper PB Robert Cass (FG), Daniel Furney (N) HB Brian Richmond, Dean Mathews (FG)

Coach's Signature _____ Coach's Signature _____

OU Vs Michigan/Simpson







Team Results

Feb 15, 2025

Page: 1
Printed: 2/15/2025 8:06:51 PM

Men / 10 / All Ages

Session: 1

Rank	Gym	Team	Score						
1	OU	X	327.700	55.200 1	53.450 1	55.450 1	56.050 1	52.300 2	55.250 1
2	Michigan	X	326.400	54.350 2	52.350 2	54.800 2	55.800 2	55.150 1	53.950 2
3	Simpson	X	285.550	48.350 3	42.450 3	49.450 3	53.150 3	46.750 3	45.400 3

OU Vs Michigan/Simpson

Event Results - Floor

Feb 15, 2025

Page: 1

Printed: 2/15/2025 9:24:37 PM

Men / 10 / All Ages

Session: 1



Rank	Num	Name	Gym	Diff	Exec	ND	Score	Out
1	114	Charlie Larson	Michigan	5.200	9.100	..	14.300	0.000
2	208	Emre Dodanli	OU	5.300	8.950	..	14.250	0.050
3	211	Brigham Frentheway	OU	5.000	9.000	..	14.000	0.300
4	122	Solen Chiodi	Michigan	5.100	8.650	..	13.750	0.550
5	204	Matthew Burgoyne	OU	5.000	8.650	..	13.650	0.650
6T	103	Pierce Wolfgang	Michigan	4.700	8.600	..	13.300	1.000
6T	213	Nico Hamilton	OU	4.800	8.500	..	13.300	1.000
8	102	David Wolma	Michigan	4.800	8.300	-0.1	13.000	1.300
9	321	Paul Tiedemann	Simpson	4.400	8.400	..	12.800	1.500
10	309	Braxton Jones	Simpson	4.400	8.050	..	12.450	1.850
11	319	Milo Staley	Simpson	4.600	7.400	-0.1	11.900	2.400
12	307	Christopher Duane	Simpson	4.400	6.800	..	11.200	3.100

OU Vs Michigan/Simpson

Event Results - Pommel

Feb 15, 2025

Page: 1

Printed: 2/15/2025 7:13:53 PM

Men / 10 / All Ages

Session: 1



Rank	Num	Name	Gym	Diff	Exec	ND	Score	Out
1	219	Ignacio Yockers	OU	5.800	8.650	..-	14.450	0.000
2	113	Aaronson Mansberger	Michigan	5.500	8.500	..-	14.000	0.450
3	106	Fred Richard	Michigan	5.600	8.300	..-	13.900	0.550
4	215	Zach Nunez	OU	5.100	8.600	..-	13.700	0.750
5	119	Zach Granados	Michigan	4.800	8.450	..-	13.250	1.200
6	216	Mac Seyler	OU	4.800	8.300	..-	13.100	1.350
7	205	Kelton Christiansen	OU	4.600	7.600	..-	12.200	2.250
8	304	Alex Catchpole	Simpson	4.900	6.800	..-	11.700	2.750
9T	301	William Bacus	Simpson	3.900	7.300	..-	11.200	3.250
9T	104	Kyle Walchuk	Michigan	4.700	6.500	..-	11.200	3.250
11	315	Tristan Shorey	Simpson	3.600	6.600	..-	10.200	4.250
12	319	Milo Staley	Simpson	3.900	5.450	..-	9.350	5.100

OU Vs Michigan/Simpson

Event Results - Rings

Feb 15, 2025

Page: 1

Printed: 2/15/2025 7:14:29 PM

Men / 10 / All Ages

Session: 1



Rank	Num	Name	Gym	Diff	Exec	ND	Score	Out
1	116	Paul Juda	Michigan	4.900	9.350	..	14.250	0.000
2	204	Matthew Burgoyne	OU	5.000	9.150	..	14.150	0.100
3	217	Francisco Velez Belendez	OU	5.200	8.800	..	14.000	0.250
4	211	Brigham Frentheway	OU	4.400	9.450	..	13.850	0.400
5	106	Fred Richard	Michigan	5.200	8.500	..	13.700	0.550
6	108	Rithik Puri	Michigan	4.800	8.850	..	13.650	0.600
7T	216	Mac Seyler	OU	4.400	9.050	..	13.450	0.800
7T	313	Brian Rollison	Simpson	4.900	8.550	..	13.450	0.800
9	110	Robert Noll	Michigan	4.500	8.700	..	13.200	1.050
10	303	Alex Campbell	Simpson	4.400	8.650	..	13.050	1.200
11	309	Braxton Jones	Simpson	3.400	8.850	..	12.250	2.000
12	319	Milo Staley	Simpson	3.400	8.400	..	11.800	2.450
13	318	Jake Smith	Simpson	3.100	7.600	..	10.700	3.550

OU Vs Michigan/Simpson

Event Results - Vault

Feb 15, 2025

Page: 1
Printed: 2/15/2025 8:05:50 PM

Men / 10 / All Ages

Session: 1



Rank	Num	Name	Gym	Diff	Exec	ND	Score	Out
1	202	Fuzzy Benas	OU	4.900	9.450	..	14.350	0.000
2	208	Emre Dodanli	OU	4.800	9.400	..	14.200	0.150
3	102	David Wolma	Michigan	4.800	9.300	..	14.100	0.250
4T	309	Braxton Jones	Simpson	4.900	9.250	-0.1	14.050	0.300
4T	211	Brigham Frentheway	OU	4.800	9.250	..	14.050	0.300
6	114	Charlie Larson	Michigan	4.400	9.550	..	13.950	0.400
7	122	Solen Chiodi	Michigan	4.800	9.100	..	13.900	0.450
8	106	Fred Richard	Michigan	4.500	9.350	..	13.850	0.500
9	217	Francisco Velez Belendez	OU	4.400	9.050	..	13.450	0.900
10	303	Alex Campbell	Simpson	4.400	8.950	..	13.350	1.000
11	319	Milo Staley	Simpson	4.400	8.900	..	13.300	1.050
12	313	Brian Rollison	Simpson	4.400	8.350	-0.3	12.450	1.900

OU Vs Michigan/Simpson

Event Results - P Bars

Feb 15, 2025

Page: 1

Printed: 2/15/2025 8:05:35 PM

Men / 10 / All Ages

Session: 1



Rank	Num	Name	Gym	Diff	Exec	ND	Score	Out
1	106	Fred Richard	Michigan	5.400	9.050	..	14.450	0.000
2	112	Logan McKeown	Michigan	5.100	8.850	..	13.950	0.500
3	209	Colin Flores	OU	4.600	9.050	..	13.650	0.800
4T	204	Matthew Burgoyne	OU	4.500	8.900	..	13.400	1.050
4T	104	Kyle Walchuk	Michigan	4.700	8.700	..	13.400	1.050
6	116	Paul Juda	Michigan	5.400	7.950	..	13.350	1.100
7	219	Ignacio Yockers	OU	4.400	8.750	..	13.150	1.300
8	208	Emre Dodanli	OU	4.700	7.400	..	12.100	2.350
9	320	Jake Sweeten	Simpson	3.900	8.000	..	11.900	2.550
10	316	Eric Simon	Simpson	3.800	8.000	..	11.800	2.650
11	315	Tristan Shorey	Simpson	3.500	8.250	..	11.750	2.700
12	321	Paul Tiedemann	Simpson	3.800	7.500	..	11.300	3.150
13	319	Milo Staley	Simpson	3.600	7.100	..	10.700	3.750

OU Vs Michigan/Simpson

Event Results - H Bar

Feb 15, 2025

Page: 1

Printed: 2/15/2025 8:06:16 PM

Men / 10 / All Ages

Session: 1



Rank	Num	Name	Gym	Diff	Exec	ND	Score	Out
1	106	Fred Richard	Michigan	5.500	8.800	..	14.300	0.000
2	205	Kelton Christiansen	OU	5.400	8.650	..	14.050	0.250
3	220	Brandon Zepeda-Orth	OU	4.600	9.250	..	13.850	0.450
4	208	Emre Dodanli	OU	5.300	8.500	..	13.800	0.500
5	103	Pierce Wolfgang	Michigan	4.300	9.450	..	13.750	0.550
6	211	Brigham Frentheway	OU	5.000	8.550	..	13.550	0.750
7	116	Paul Juda	Michigan	4.900	8.550	..	13.450	0.850
8T	321	Paul Tiedemann	Simpson	4.000	8.450	..	12.450	1.850
8T	110	Robert Noll	Michigan	4.600	7.850	..	12.450	1.850
10	313	Brian Rollison	Simpson	4.100	7.650	..	11.750	2.550
11	319	Milo Staley	Simpson	3.200	8.350	..	11.550	2.750
12	320	Jake Sweeten	Simpson	4.000	7.300	..	11.300	3.000
13	316	Eric Simon	Simpson	3.000	6.900	..	9.900	4.400

OU Vs Michigan/Simpson







Event Results - AA

Feb 15, 2025

Page: 1
Printed: 2/15/2025 9:24:52 PM

Men / 10 / All Ages

Session: 1

Rank	Num	Name	Gym							AA
1	319	Milo Staley	Simpson	11.900	9.350	11.800	13.300	10.700	11.550	68.600