

NCAA Gymnastics Score Sheet

Teams: Home *University of Oklahoma

Visitor Stanford University

Date Feb 8, 2025

Place University Of Oklahoma Gymnastics

Attendance

2149

Name	D	1	2	3	4	5	nd	AVE
1 Matthew Burgoyne	104	5.0	9.0	8.9				13.950
2 Arthur Ballon	101	4.9	8.6	8.5				13.450
3 Brigham Frentheway	111	4.9	8.7	8.6				13.550
4 Emre Dodanli	108	5.3	8.8	8.6				14.000

Floor Score: 54.950 Running Score: 54.950

Name	D	1	2	3	4	5	nd	AVE
1 Cooper Kim	209	4.8	8.3	8.2				13.050
2 Taylor Burkhart	203	5.4	8.6	8.4				13.900
3 Asher Hong	207	5.3	8.8	8.7				14.050
4 Kaien J-Spencer	208	4.9	8.5	8.4			-0.3	13.050

Floor Score: 54.050 Running Score: 54.050

Name	D	1	2	3	4	5	nd	AVE
1 Kelton Christiansen	105	4.6	8.6	8.7				13.250
2 Tyler Flores	109	4.9	8.7	8.6				13.550
3 Zach Nunez	115	5.1	8.4	8.6				13.600
4 Ignacio Yockers	119	5.9	8.8	8.7				14.650

Pommel Score: 55.050 Running Score: 110.000

Name	D	1	2	3	4	5	nd	AVE
1 Taylor Burkhart	203	4.7	8.5	8.6				13.250
2 Asher Hong	207	5.5	8.3	8.3				13.800
3 Kaien J-Spencer	208	5.0	8.6	8.6				13.600
4 Colt Walker	222	5.2	7.9	8.0				13.150

Pommel Score: 53.800 Running Score: 107.850

Name	D	1	2	3	4	5	nd	AVE
1 Brigham Frentheway	111	4.4	9.4	9.4				13.800
2 Matthew Burgoyne	104	5.1	9.1	9.1				14.200
3 Tas Hajdu	112	5.0	9.2	9.1				14.150
4 Francisco Velez Belen	117	5.3	9.1	9.0				14.350

Rings Score: 56.500 Running Score: 166.500

Name	D	1	2	3	4	5	nd	AVE
1 Arun Chhetri	204	4.8	9.2	9.2				14.000
2 Taylor Burkhart	203	4.7	9.2	9.1				13.850
3 Asher Hong	207	5.5	9.3	9.4				14.850
4 Mark Berlaqa	201	5.3	8.8	8.6				14.000

Rings Score: 56.700 Running Score: 164.550

Name	D	1	2	3	4	5	nd	AVE
1 Tyler Flores	109	4.8	9.3	9.3				14.100
2 Arthur Ballon	101	4.8	9.2	9.2				14.000
3 Brigham Frentheway	111	4.8	8.9	9.0			-0.1	13.650
4 Emre Dodanli	108	4.8	9.2	9.2				14.000

Vault Score: 55.750 Running Score: 222.250

Name	D	1	2	3	4	5	nd	AVE
1 Cooper Kim	209	4.8	9.3	9.2			-0.3	13.750
2 Taylor Burkhart	203	5.0	9.3	9.3				14.300
3 Asher Hong	207	5.2	9.1	9.2				14.350
4 Brandon Nguyen	218	4.8	9.1	9.0				13.850

Vault Score: 56.250 Running Score: 220.800

Name	D	1	2	3	4	5	nd	AVE
1 Matthew Burgoyne	104	4.5	8.8	8.8				13.300
2 Tyler Flores	109	4.3	8.2	8.1				12.450
3 Colin Flores	110	4.6	8.8	8.8				13.400
4 Emre Dodanli	108	4.8	8.8	8.9				13.650

P. Bar Score: 52.800 Running Score: 275.050

Name	D	1	2	3	4	5	nd	AVE
1 Ian Lasic-Ellis	213	5.1	8.3	8.4				13.450
2 Brandon Nguyen	218	5.1	9.1	8.9				14.100
3 Asher Hong	207	5.3	8.3	8.4				13.650
4 Arun Chhetri	204	5.1	8.5	8.6				13.650

P. Bar Score: 54.850 Running Score: 275.650

Name	D	1	2	3	4	5	nd	AVE
1 Brandon Zepeda-Orth	120	4.6	9.0	8.8				13.500
2 Brigham Frentheway	111	4.9	8.6	8.7				13.550
3 Kelton Christiansen	105	5.3	7.7	8.0				13.150
4 Emre Dodanli	108	5.3	8.5	8.6				13.850

H. Bar Score: 54.050 Running Score: 329.100

Name	D	1	2	3	4	5	nd	AVE
1 Ian Lasic-Ellis	213	4.9	8.5	8.5				13.400
2 Cooper Kim	209	4.8	7.8	7.8				12.600
3 Taylor Burkhart	203	5.4	8.1	8.2				13.550
4 Brandon Nguyen	218	5.3	8.4	8.3				13.650

H. Bar Score: 53.200 Running Score: 328.850

Final Team Score: **329.100**

Final Team Score: **328.850**

All-Arounders

All-Arounders

FX	PH	SR	VT	PB	HB	AA

FX	PH	SR	VT	PB	HB	AA

Judge's Signatures * FX Robert Cass (FIG) * PH Kevin Muenz (FIG) * SR Brian Cooper * VT Cameron Sweny (FIG) * PB Mark Sherman * HB Eric Briley
 * Head Judge Mark Sherman, Ben Fox Cameron Sweny (FIG), Eric Briley Dean Mathews (FIG), Travis Blue Dean Mathews (FIG), Brian Cooper Ben Fox, Robert Cass (FIG) Kevin Muenz (FIG), Travis Blue
 Coach's Signature _____ Coach's Signature _____

NCAA Gymnastics Score Sheet

Teams: Home *University of Oklahoma

Visitor Greenville University

Date Feb 8, 2025

Place University Of Oklahoma Gymnastics

Attendance

2149

Name	D	1	2	3	4	5	nd	AVE
1 Matthew Burgoyne 204	5.0	9.0	8.9					13.950
2 Arthur Ballon 201	4.9	8.6	8.5					13.450
3 Brigham Frentheway 211	4.9	8.7	8.6					13.550
4 Emre Dodanli 208	5.3	8.8	8.6					14.000

Name	D	1	2	3	4	5	nd	AVE
1 Jaxon Clapper 108	4.8	9.1	9.0					13.850
2 Ricky Mays 119	4.5	8.0	8.0					12.500
3 Brayden Erickson 113	4.5	9.0	9.0					13.500
4 Ethan Poole 120	4.8	8.8	8.8					13.600

Floor Score: 54.950 Running Score: 54.950

Floor Score: 53.450 Running Score: 53.450

Name	D	1	2	3	4	5	nd	AVE
1 Kelton Christiansen 205	4.6	8.6	8.7					13.250
2 Tyler Flores 209	4.9	8.7	8.6					13.550
3 Zach Nunez 215	5.1	8.4	8.6					13.600
4 Ignacio Yockers 219	5.9	8.8	8.7					14.650

Name	D	1	2	3	4	5	nd	AVE
1 Ricky Mays 119	4.7	8.1	8.1					12.800
2 Koby Cantu 107	4.4	8.0	7.9					12.350
3 Matthew Roth 123	4.6	8.5	8.4					13.050
4 Andres Esquivel-Garz 114	4.8	8.6	8.8					13.500

Pommel Score: 55.050 Running Score: 110.000

Pommel Score: 51.700 Running Score: 105.150

Name	D	1	2	3	4	5	nd	AVE
1 Brigham Frentheway 211	4.4	9.4	9.4					13.800
2 Matthew Burgoyne 204	5.1	9.1	9.1					14.200
3 Tas Hajdu 212	5.0	9.2	9.1					14.150
4 Francisco Velez Belen 217	5.3	9.1	9.0					14.350

Name	D	1	2	3	4	5	nd	AVE
1 Ricky Mays 119	4.0	8.9	8.9					12.900
2 Sergev Popov 121	3.6	9.0	9.0					12.600
3 Jacob Foster 115	2.9	9.3	9.4					12.250
4 Ethan Poole 120	4.3	9.1	9.0					13.350

Rings Score: 56.500 Running Score: 166.500

Rings Score: 51.100 Running Score: 156.250

Name	D	1	2	3	4	5	nd	AVE
1 Tyler Flores 209	4.8	9.3	9.3					14.100
2 Arthur Ballon 201	4.8	9.2	9.2					14.000
3 Brigham Frentheway 211	4.8	8.9	9.0			-0.1		13.650
4 Emre Dodanli 208	4.8	9.2	9.2					14.000

Name	D	1	2	3	4	5	nd	AVE
1 Beau Bice 106	4.8	8.8	8.7				-0.3	13.250
2 Brayden Erickson 113	4.8	7.6	7.8				-0.3	12.200
3 Jaxon Clapper 108	4.8	9.1	9.2				-0.1	13.850
4 Ricky Mays 119	4.8	9.3	9.3					14.100

Vault Score: 55.750 Running Score: 222.250

Vault Score: 53.400 Running Score: 209.650

Name	D	1	2	3	4	5	nd	AVE
1 Matthew Burgoyne 204	4.5	8.8	8.8					13.300
2 Tyler Flores 209	4.3	8.2	8.1					12.450
3 Colin Flores 210	4.6	8.8	8.8					13.400
4 Emre Dodanli 208	4.8	8.8	8.9					13.650

Name	D	1	2	3	4	5	nd	AVE
1 Donovan Diviney 112	3.9	9.5	9.4					13.350
2 Jacob Foster 115	3.8	7.5	7.2					11.150
3 Michael Avery 101	4.7	7.8	8.0					12.600
4 Jaxon Clapper 108	4.2	9.2	9.1					13.350

P. Bar Score: 52.800 Running Score: 275.050

P. Bar Score: 50.450 Running Score: 260.100

Name	D	1	2	3	4	5	nd	AVE
1 Brandon Zepeda-Orth 220	4.6	9.0	8.8					13.500
2 Brigham Frentheway 211	4.9	8.6	8.7					13.550
3 Kelton Christiansen 205	5.3	7.7	8.0					13.150
4 Emre Dodanli 208	5.3	8.5	8.6					13.850

Name	D	1	2	3	4	5	nd	AVE
1 Michael Avery 101	3.5	8.7	8.7					12.200
2 Jacob Foster 115	4.3	8.5	8.7					12.900
3 Donovan Diviney 112	4.3	8.4	8.3					12.650
4 Sergey Popov 121	3.8	8.1	8.2					11.950

H. Bar Score: 54.050 Running Score: 329.100

H. Bar Score: 49.700 Running Score: 309.800

Final Team Score: **329.100**

Team ND: **-1.0** Final Team Score: **308.800**

All-Arounders

All-Arounders

FX	PH	SR	VT	PB	HB

Judge's Signatures * FX Robert Cass (FIG) * PH Kevin Muenz (FIG) * SR Brian Cooper * VT Cameron Sweny (FIG) * PB Mark Sherman * HB Eric Briley

* Head Judge Mark Sherman, Ben Fox Cameron Sweny (FIG), Eric Briley Dean Mathews (FIG), Travis Blue Dean Mathews (FIG), Brian Cooper Ben Fox, Robert Cass (FIG) Kevin Muenz (FIG), Travis Blue

Coach's Signature _____ Coach's Signature _____

NCAA Gymnastics Score Sheet

Teams: Home Greenville University

Visitor Stanford University

Date Feb 8, 2025

Place University Of Oklahoma Gymnastics

Attendance 2149

Name	D	1	2	3	4	5	nd	AVE
1 Jaxon Clapper	108	4.8	9.1	9.0				13.850
2 Ricky Mays	119	4.5	8.0	8.0				12.500
3 Brayden Erickson	113	4.5	9.0	9.0				13.500
4 Ethan Poole	120	4.8	8.8	8.8				13.600

Floor Score: **53.450** Running Score: **53.450**

Name	D	1	2	3	4	5	nd	AVE
1 Cooper Kim	209	4.8	8.3	8.2				13.050
2 Taylor Burkhart	203	5.4	8.6	8.4				13.900
3 Asher Hong	207	5.3	8.8	8.7				14.050
4 Kaien J-Spencer	208	4.9	8.5	8.4			-0.3	13.050

Floor Score: **54.050** Running Score: **54.050**

Name	D	1	2	3	4	5	nd	AVE
1 Ricky Mays	119	4.7	8.1	8.1				12.800
2 Koby Cantu	107	4.4	8.0	7.9				12.350
3 Matthew Roth	123	4.6	8.5	8.4				13.050
4 Andres Esquivel-Garz	114	4.8	8.6	8.8				13.500

Pommel Score: **51.700** Running Score: **105.150**

Name	D	1	2	3	4	5	nd	AVE
1 Taylor Burkhart	203	4.7	8.5	8.6				13.250
2 Asher Hong	207	5.5	8.3	8.3				13.800
3 Kaien J-Spencer	208	5.0	8.6	8.6				13.600
4 Colt Walker	222	5.2	7.9	8.0				13.150

Pommel Score: **53.800** Running Score: **107.850**

Name	D	1	2	3	4	5	nd	AVE
1 Ricky Mays	119	4.0	8.9	8.9				12.900
2 Sergey Popov	121	3.6	9.0	9.0				12.600
3 Jacob Foster	115	2.9	9.3	9.4				12.250
4 Ethan Poole	120	4.3	9.1	9.0				13.350

Rings Score: **51.100** Running Score: **156.250**

Name	D	1	2	3	4	5	nd	AVE
1 Arun Chhetri	204	4.8	9.2	9.2				14.000
2 Taylor Burkhart	203	4.7	9.2	9.1				13.850
3 Asher Hong	207	5.5	9.3	9.4				14.850
4 Mark Berlaqa	201	5.3	8.8	8.6				14.000

Rings Score: **56.700** Running Score: **164.550**

Name	D	1	2	3	4	5	nd	AVE
1 Beau Bice	106	4.8	8.8	8.7			-0.3	13.250
2 Brayden Erickson	113	4.8	7.6	7.8			-0.3	12.200
3 Jaxon Clapper	108	4.8	9.1	9.2			-0.1	13.850
4 Ricky Mays	119	4.8	9.3	9.3				14.100

Vault Score: **53.400** Running Score: **209.650**

Name	D	1	2	3	4	5	nd	AVE
1 Cooper Kim	209	4.8	9.3	9.2			-0.3	13.750
2 Taylor Burkhart	203	5.0	9.3	9.3				14.300
3 Asher Hong	207	5.2	9.1	9.2				14.350
4 Brandon Nguyen	218	4.8	9.1	9.0				13.850

Vault Score: **56.250** Running Score: **220.800**

Name	D	1	2	3	4	5	nd	AVE
1 Donovan Diviney	112	3.9	9.5	9.4				13.350
2 Jacob Foster	115	3.8	7.5	7.2				11.150
3 Michael Avery	101	4.7	7.8	8.0				12.600
4 Jaxon Clapper	108	4.2	9.2	9.1				13.350

P. Bar Score: **50.450** Running Score: **260.100**

Name	D	1	2	3	4	5	nd	AVE
1 Ian Lasic-Ellis	213	5.1	8.3	8.4				13.450
2 Brandon Nguyen	218	5.1	9.1	8.9				14.100
3 Asher Hong	207	5.3	8.3	8.4				13.650
4 Arun Chhetri	204	5.1	8.5	8.6				13.650

P. Bar Score: **54.850** Running Score: **275.650**

Name	D	1	2	3	4	5	nd	AVE
1 Michael Avery	101	3.5	8.7	8.7				12.200
2 Jacob Foster	115	4.3	8.5	8.7				12.900
3 Donovan Diviney	112	4.3	8.4	8.3				12.650
4 Sergey Popov	121	3.8	8.1	8.2				11.950

H. Bar Score: **49.700** Running Score: **309.800**

Name	D	1	2	3	4	5	nd	AVE
1 Ian Lasic-Ellis	213	4.9	8.5	8.5				13.400
2 Cooper Kim	209	4.8	7.8	7.8				12.600
3 Taylor Burkhart	203	5.4	8.1	8.2				13.550
4 Brandon Nguyen	218	5.3	8.4	8.3				13.650

H. Bar Score: **53.200** Running Score: **328.850**

Team ND: **-1.0** Final Team Score: **308.800**

Final Team Score: **328.850**

All-Arounders

All-Arounders

	FX	PH	SR	VT	PB	HB	AA
FX							
PH							
SR							
VT							
PB							
HB							
AA							

	FX	PH	SR	VT	PB	HB	AA
FX							
PH							
SR							
VT							
PB							
HB							
AA							

Judge's Signatures * FX PH SR VT PB HB

* Head Judge FX PH SR VT PB HB







Coach's Signature _____ Coach's Signature _____

OU Vs Stanford

Team Results

Feb 8, 2025

Page: 1
Printed: 2/8/2025 9:33 PM
Men / 10 / All Ages
Session: 1







Rank	Gym	Team	Score						
1	OU	X	329.100	54.950 1	55.050 1	56.500 2	55.750 2	52.800 2	54.050 1
2	Stanford	X	328.850	54.050 2	53.800 2	56.700 1	56.250 1	54.850 1	53.200 2

OU Vs Greenville

Team Results

Feb 8, 2025

Page: 1
Printed: 2/8/2025 9:32 PM
Men / 10 / All Ages
Session: 1







Rank	Gym	Team	Score						
1	OU	X	329.100	54.950 1	55.050 1	56.500 1	55.750 1	52.800 1	54.050 1
2	Greenville	X	308.800 (Inc -1.0 ND)	53.450 2	51.700 2	51.100 2	53.400 2	50.450 2	49.700 2

Stanford Vs Greenville

Team Results

Feb 8, 2025

Page: 1
Printed: 2/8/2025 9:31 PM
Men / 10 / All Ages
Session: 1

Rank	Gym	Team	Score						
1	Stanford	X	328.850	54.050 1	53.800 1	56.700 1	56.250 1	54.850 1	53.200 1
2	Greenville	X	308.800 (Inc -1.0 ND)	53.450 2	51.700 2	51.100 2	53.400 2	50.450 2	49.700 2

OU Mens Gym Vs Stanford/Greenville

Event Results - Floor

Feb 8, 2025

Page: 1

Printed: 2/8/2025 7:01:09 PM

Men / 10 / All Ages

Session: 1



Rank	Num	Name	Gym	Diff	Exec	ND	Score	Out
1	307	Asher Hong	Stanford	5.300	8.750	..	14.050	0.000
2	208	Emre Dodanli	OU	5.300	8.700	..	14.000	0.050
3	204	Matthew Burgoyne	OU	5.000	8.950	..	13.950	0.100
4	303	Taylor Burkhart	Stanford	5.400	8.500	..	13.900	0.150
5	108	Jaxon Clapper	Greenville	4.800	9.050	..	13.850	0.200
6	120	Ethan Poole	Greenville	4.800	8.800	..	13.600	0.450
7	211	Brigham Frentheway	OU	4.900	8.650	..	13.550	0.500
8	113	Brayden Erickson	Greenville	4.500	9.000	..	13.500	0.550
9	201	Arthur Ballon	OU	4.900	8.550	..	13.450	0.600
10T	308	Kaien J-Spencer	Stanford	4.900	8.450	-0.3	13.050	1.000
10T	309	Cooper Kim	Stanford	4.800	8.250	..	13.050	1.000
12	119	Ricky Mays	Greenville	4.500	8.000	..	12.500	1.550

OU Mens Gym Vs Stanford/Greenville

Event Results - Pommel

Feb 8, 2025

Page: 1

Printed: 2/8/2025 7:01:44 PM

Men / 10 / All Ages

Session: 1



Rank	Num	Name	Gym	Diff	Exec	ND	Score	Out
1	219	Ignacio Yockers	OU	5.900	8.750	..-	14.650	0.000
2	307	Asher Hong	Stanford	5.500	8.300	..-	13.800	0.850
3T	308	Kaien J-Spencer	Stanford	5.000	8.600	..-	13.600	1.050
3T	215	Zach Nunez	OU	5.100	8.500	..-	13.600	1.050
5	209	Tyler Flores	OU	4.900	8.650	..-	13.550	1.100
6	114	Andres Esquivel-Garza	Greenville	4.800	8.700	..-	13.500	1.150
7T	205	Kelton Christiansen	OU	4.600	8.650	..-	13.250	1.400
7T	303	Taylor Burkhart	Stanford	4.700	8.550	..-	13.250	1.400
9	322	Colt Walker	Stanford	5.200	7.950	..-	13.150	1.500
10	123	Matthew Roth	Greenville	4.600	8.450	..-	13.050	1.600
11	119	Ricky Mays	Greenville	4.700	8.100	..-	12.800	1.850
12	107	Koby Cantu	Greenville	4.400	7.950	..-	12.350	2.300

OU Mens Gym Vs Stanford/Greenville

Event Results - Rings

Feb 8, 2025

Page: 1

Printed: 2/8/2025 7:02:16 PM

Men / 10 / All Ages

Session: 1



Rank	Num	Name	Gym	Diff	Exec	ND	Score	Out
1	307	Asher Hong	Stanford	5.500	9.350	..-	14.850	0.000
2	217	Francisco Velez Belendez	OU	5.300	9.050	..-	14.350	0.500
3	204	Matthew Burgoyne	OU	5.100	9.100	..-	14.200	0.650
4	212	Tas Hajdu	OU	5.000	9.150	..-	14.150	0.700
5T	304	Arun Chhetri	Stanford	4.800	9.200	..-	14.000	0.850
5T	301	Mark Berlaga	Stanford	5.300	8.700	..-	14.000	0.850
7	303	Taylor Burkhart	Stanford	4.700	9.150	..-	13.850	1.000
8	211	Brigham Frentheway	OU	4.400	9.400	..-	13.800	1.050
9	120	Ethan Poole	Greenville	4.300	9.050	..-	13.350	1.500
10	119	Ricky Mays	Greenville	4.000	8.900	..-	12.900	1.950
11	121	Sergey Popov	Greenville	3.600	9.000	..-	12.600	2.250
12	115	Jacob Foster	Greenville	2.900	9.350	..-	12.250	2.600

OU Mens Gym Vs Stanford/Greenville

Event Results - Vault

Feb 8, 2025

Page: 1

Printed: 2/8/2025 7:52:18 PM

Men / 10 / All Ages

Session: 1



Rank	Num	Name	Gym	Diff	Exec	ND	Score	Out
1	307	Asher Hong	Stanford	5.200	9.150	-.-	14.350	0.000
2	303	Taylor Burkhart	Stanford	5.000	9.300	-.-	14.300	0.050
3*	209	Tyler Flores	OU	4.800	9.300	-.-	14.100	0.250
3*	119	Ricky Mays	Greenville	4.800	9.300	-.-	14.100	0.250
5*	208	Emre Dodanli	OU	4.800	9.200	-.-	14.000	0.350
5*	201	Arthur Ballon	OU	4.800	9.200	-.-	14.000	0.350
7T	108	Jaxon Clapper	Greenville	4.800	9.150	-0.1	13.850	0.500
7T	318	Brandon Nguyen	Stanford	4.800	9.050	-.-	13.850	0.500
9	309	Cooper Kim	Stanford	4.800	9.250	-0.3	13.750	0.600
10	211	Brigham Frentheway	OU	4.800	8.950	-0.1	13.650	0.700
11	106	Beau Bice	Greenville	4.800	8.750	-0.3	13.250	1.100
12	113	Brayden Erickson	Greenville	4.800	7.700	-0.3	12.200	2.150

OU Mens Gym Vs Stanford/Greenville

Event Results - P Bars

Feb 8, 2025

Page: 1

Printed: 2/8/2025 7:52:04 PM

Men / 10 / All Ages

Session: 1



Rank	Num	Name	Gym	Diff	Exec	ND	Score	Out
1	318	Brandon Nguyen	Stanford	5.100	9.000	..	14.100	0.000
2T	208	Emre Dodanli	OU	4.800	8.850	..	13.650	0.450
2T	304	Arun Chhetri	Stanford	5.100	8.550	..	13.650	0.450
2T	307	Asher Hong	Stanford	5.300	8.350	..	13.650	0.450
5	313	Ian Lasic-Ellis	Stanford	5.100	8.350	..	13.450	0.650
6	210	Colin Flores	OU	4.600	8.800	..	13.400	0.700
7T	112	Donovan Diviney	Greenville	3.900	9.450	..	13.350	0.750
7T	108	Jaxon Clapper	Greenville	4.200	9.150	..	13.350	0.750
9	204	Matthew Burgoyne	OU	4.500	8.800	..	13.300	0.800
10	101	Michael Avery	Greenville	4.700	7.900	..	12.600	1.500
11	209	Tyler Flores	OU	4.300	8.150	..	12.450	1.650
12	115	Jacob Foster	Greenville	3.800	7.350	..	11.150	2.950

OU Mens Gym Vs Stanford/Greenville

Event Results - H Bar

Feb 8, 2025

Page: 1

Printed: 2/8/2025 7:52:43 PM

Men / 10 / All Ages

Session: 1



Rank	Num	Name	Gym	Diff	Exec	ND	Score	Out
1	208	Emre Dodanli	OU	5.300	8.550	..	13.850	0.000
2	318	Brandon Nguyen	Stanford	5.300	8.350	..	13.650	0.200
3T	211	Brigham Frentheway	OU	4.900	8.650	..	13.550	0.300
3T	303	Taylor Burkhart	Stanford	5.400	8.150	..	13.550	0.300
5	220	Brandon Zepeda-Orth	OU	4.600	8.900	..	13.500	0.350
6	313	Ian Lasic-Ellis	Stanford	4.900	8.500	..	13.400	0.450
7	205	Kelton Christiansen	OU	5.300	7.850	..	13.150	0.700
8	115	Jacob Foster	Greenville	4.300	8.600	..	12.900	0.950
9	112	Donovan Diviney	Greenville	4.300	8.350	..	12.650	1.200
10	309	Cooper Kim	Stanford	4.800	7.800	..	12.600	1.250
11	101	Michael Avery	Greenville	3.500	8.700	..	12.200	1.650
12	121	Sergey Popov	Greenville	3.800	8.150	..	11.950	1.900