

NCAA Gymnastics Score Sheet

Teams: Home *University of Oklahoma

Visitor University of Illinois at Urbana-Champaign

Date Jan 25, 2025

Place University Of Oklahoma Gymnastics

Attendance 1527

Name	D	1	2	3	4	5	nd	AVE
1 Matthew Burgoyne	217	5.1	8.7	8.7				13.800
2 Arthur Ballon	220	4.9	9.1	8.9				13.900
3 Brigham Frentheway	210	4.9	8.5	8.6				13.450
4 Emre Dodanli	213	5.3	8.7	8.8				14.050

Floor Score: 55.200 Running Score: 55.200

Name	D	1	2	3	4	5	nd	AVE
1 Nathan Whitaker	101	4.9	8.5	8.4				13.350
2 Ian Sandoval	108	5.0	8.4	8.2				13.300
3 Amari Sewell	106	4.9	8.4	8.2				13.200
4 Sam Phillips	109	5.3	8.6	8.6				13.900

Floor Score: 53.750 Running Score: 53.750

Name	D	1	2	3	4	5	nd	AVE
1 Kelton Christiansen	216	4.6	8.5	8.4				13.050
2 Tyler Flores	212	4.7	8.8	8.7				13.450
3 Zach Nunez	206	5.1	8.9	8.8				13.950
4 Ignacio Yockers	202	5.3	9.0	9.0				14.300

Pommel Score: 54.750 Running Score: 109.950

Name	D	1	2	3	4	5	nd	AVE
1 Hasan Aydogdu	120	5.1	8.6	8.8				13.800
2 Ian Sandoval	108	5.0	8.7	8.7				13.700
3 Preston Ngai	112	5.2	9.1	8.9				14.200
4 Brandon Dang	118	5.6	8.9	8.9				14.500

Pommel Score: 56.200 Running Score: 109.950

Name	D	1	2	3	4	5	nd	AVE
1 Brigham Frentheway	210	4.4	9.3	9.3				13.700
2 Matthew Burgoyne	217	5.0	9.1	9.1				14.100
3 Tas Hajdu	209	4.9	8.9	9.0				13.850
4 Francisco Velez Belen	204	5.2	8.8	9.0				14.100

Rings Score: 55.750 Running Score: 165.700

Name	D	1	2	3	4	5	nd	AVE
1 Preston Ngai	112	4.5	9.2	9.1				13.650
2 Logan Myers	113	4.5	9.1	9.0				13.550
3 Hasan Aydogdu	120	5.0	8.4	8.6				13.500
4 Sam Phillips	109	4.4	9.1	9.2				13.550

Rings Score: 54.250 Running Score: 164.200

Name	D	1	2	3	4	5	nd	AVE
1 Tyler Flores	212	4.8	9.2	9.1				13.950
2 Arthur Ballon	220	4.8	9.1	9.3				14.000
3 Brigham Frentheway	210	4.8	9.2	9.0				13.900
4 Emre Dodanli	213	4.9	9.5	9.4				14.350

Vault Score: 56.200 Running Score: 221.900

Name	D	1	2	3	4	5	nd	AVE
1 Ian Sandoval	108	4.9	9.4	9.5				14.350
2 Amari Sewell	106	4.8	9.3	9.1				14.000
3 Garrett Schooley	107	5.2	9.1	8.9				14.200
4 Sam Phillips	109	4.4	8.8	8.7				13.150

Vault Score: 55.700 Running Score: 219.900

Name	D	1	2	3	4	5	nd	AVE
1 Tyler Flores	212	4.3	8.4	8.3				12.650
2 Colin Flores	211	4.8	8.8	8.9				13.650
3 Matthew Burgoyne	217	4.8	8.3	8.5				13.200
4 Emre Dodanli	213	4.7	8.7	8.7				13.400

P. Bar Score: 52.900 Running Score: 274.800

Name	D	1	2	3	4	5	nd	AVE
1 Connor Micklos	114	4.4	8.3	8.5				12.800
2 Matthew Nguyen	111	5.0	8.4	8.3				13.350
3 Ian Sandoval	108	4.4	8.5	8.2				12.750
4 Sam Phillips	109	4.7	8.6	8.6				13.300

P. Bar Score: 52.200 Running Score: 272.100

Name	D	1	2	3	4	5	nd	AVE
1 Brandon Zepeda-Orth	201	4.5	9.1	9.2				13.650
2 Brigham Frentheway	210	4.9	8.7	8.9				13.700
3 Kelton Christiansen	216	5.4	8.9	9.0				14.350
4 Emre Dodanli	213	5.3	8.9	8.9				14.200

H. Bar Score: 55.900 Running Score: 330.700

Name	D	1	2	3	4	5	nd	AVE
1 Matthew Nguyen	111	4.6	8.8	8.7				13.350
2 Ryan Vanichtheerano	103	4.3	9.1	9.0				13.350
3 Logan Myers	113	4.8	7.9	8.2				12.850
4 Sam Phillips	109	4.8	9.0	9.1				13.850

H. Bar Score: 53.400 Running Score: 325.500

Final Team Score: 330.700

Final Team Score: 325.500

All-Arounders

All-Arounders

	FX	PH	SR	VT	PB	HB	AA
FX							
PH							
SR							
VT							
PB							
HB							
AA							

	Sandoval	Phillips				
FX	13.300	13.900				
PH	13.700	12.850				
SR	12.800	13.550				
VT	14.350	13.150				
PB	12.750	13.300				
HB	12.700	13.850				
AA	79.600	80.600				

Judge's Signatures * FX Daniel Furney (N) * PH Mark Sherman * SR Dean Mathews (FG) * VT DeRyan Pressley (N) * PB Mark Sherman * HB Ben Fox

* Head Judge FX PH SR VT PB HB

Coach's Signature Coach's Signature

OU Men's Gymnastics Vs Illinois







Team Results

Jan 25, 2025

Page: 1
Printed: 1/25/2025 7:47:34 PM

Men / 10 / All Ages

Session: 1

Rank	Gym	Team	Score						
1	OU	X	330.700	55.200 1	54.750 2	55.750 1	56.200 1	52.900 1	55.900 1
2	Illinois	X	325.500	53.750 2	56.200 1	54.250 2	55.700 2	52.200 2	53.400 2

OU Men's Gymnastics Vs Illinois

Event Results - Floor

Jan 25, 2025

Page: 1

Printed: 1/25/2025 6:56:07 PM

Men / 10 / All Ages

Session: 1



Rank	Num	Name	Gym	Diff	Exec	ND	Score	Out
1	213	Emre Dodanli	OU	5.300	8.750	..-	14.050	0.000
2T	220	Arthur Ballon	OU	4.900	9.000	..-	13.900	0.150
2T	109	Sam Phillips	Illinois	5.300	8.600	..-	13.900	0.150
4	217	Matthew Burgoyne	OU	5.100	8.700	..-	13.800	0.250
5	210	Brigham Frentheway	OU	4.900	8.550	..-	13.450	0.600
6	101	Nathan Whitaker	Illinois	4.900	8.450	..-	13.350	0.700
7	108	Ian Sandoval	Illinois	5.000	8.300	..-	13.300	0.750
8	106	Amari Sewell	Illinois	4.900	8.300	..-	13.200	0.850

OU Men's Gymnastics Vs Illinois

Event Results - Pommel

Jan 25, 2025

Page: 1
Printed: 1/25/2025 6:56:50 PM

Men / 10 / All Ages

Session: 1



Rank	Num	Name	Gym	Diff	Exec	ND	Score	Out
1	118	Brandon Dang	Illinois	5.600	8.900	..-	14.500	0.000
2	202	Ignacio Yockers	OU	5.300	9.000	..-	14.300	0.200
3	112	Preston Ngai	Illinois	5.200	9.000	..-	14.200	0.300
4	206	Zach Nunez	OU	5.100	8.850	..-	13.950	0.550
5	120	Hasan Aydogdu	Illinois	5.100	8.700	..-	13.800	0.700
6	108	Ian Sandoval	Illinois	5.000	8.700	..-	13.700	0.800
7	212	Tyler Flores	OU	4.700	8.750	..-	13.450	1.050
8	216	Kelton Christiansen	OU	4.600	8.450	..-	13.050	1.450
9	109	Sam Phillips	Illinois	4.800	8.050	..-	12.850	1.650

OU Men's Gymnastics Vs Illinois

Event Results - Rings

Jan 25, 2025

Page: 1

Printed: 1/25/2025 7:48:01 PM

Men / 10 / All Ages

Session: 1



Rank	Num	Name	Gym	Diff	Exec	ND	Score	Out
1T	217	Matthew Burgoyne	OU	5.000	9.100	..-	14.100	0.000
1T	204	Francisco Velez Belendez	OU	5.200	8.900	..-	14.100	0.000
3	209	Tas Hajdu	OU	4.900	8.950	..-	13.850	0.250
4	210	Brigham Frentheway	OU	4.400	9.300	..-	13.700	0.400
5	112	Preston Ngai	Illinois	4.500	9.150	..-	13.650	0.450
6T	109	Sam Phillips	Illinois	4.400	9.150	..-	13.550	0.550
6T	113	Logan Myers	Illinois	4.500	9.050	..-	13.550	0.550
8	120	Hasan Aydogdu	Illinois	5.000	8.500	..-	13.500	0.600
9	108	Ian Sandoval	Illinois	4.000	8.800	..-	12.800	1.300

OU Men's Gymnastics Vs Illinois

Event Results - Vault

Jan 25, 2025

Page: 1
Printed: 1/25/2025 7:48:51 PM

Men / 10 / All Ages

Session: 1



Rank	Num	Name	Gym	Diff	Exec	ND	Score	Out
1*	213	Emre Dodanli	OU	4.900	9.450	..-	14.350	0.000
1*	108	Ian Sandoval	Illinois	4.900	9.450	..-	14.350	0.000
3	107	Garrett Schooley	Illinois	5.200	9.000	..-	14.200	0.150
4*	220	Arthur Ballon	OU	4.800	9.200	..-	14.000	0.350
4*	106	Amari Sewell	Illinois	4.800	9.200	..-	14.000	0.350
6	212	Tyler Flores	OU	4.800	9.150	..-	13.950	0.400
7	210	Brigham Frentheway	OU	4.800	9.100	..-	13.900	0.450
8	109	Sam Phillips	Illinois	4.400	8.750	..-	13.150	1.200

OU Men's Gymnastics Vs Illinois

Event Results - P Bars

Jan 25, 2025

Page: 1

Printed: 1/25/2025 7:48:23 PM

Men / 10 / All Ages

Session: 1



Rank	Num	Name	Gym	Diff	Exec	ND	Score	Out
1	211	Colin Flores	OU	4.800	8.850	..	13.650	0.000
2	213	Emre Dodanli	OU	4.700	8.700	..	13.400	0.250
3	111	Matthew Nguyen	Illinois	5.000	8.350	..	13.350	0.300
4	109	Sam Phillips	Illinois	4.700	8.600	..	13.300	0.350
5	217	Matthew Burgoyne	OU	4.800	8.400	..	13.200	0.450
6	114	Connor Micklos	Illinois	4.400	8.400	..	12.800	0.850
7	108	Ian Sandoval	Illinois	4.400	8.350	..	12.750	0.900
8	212	Tyler Flores	OU	4.300	8.350	..	12.650	1.000

OU Men's Gymnastics Vs Illinois

Event Results - H Bar

Jan 25, 2025

Page: 1

Printed: 1/25/2025 7:47:06 PM

Men / 10 / All Ages

Session: 1



Rank	Num	Name	Gym	Diff	Exec	ND	Score	Out
1	216	Kelton Christiansen	OU	5.400	8.950	..-	14.350	0.000
2	213	Emre Dodanli	OU	5.300	8.900	..-	14.200	0.150
3	109	Sam Phillips	Illinois	4.800	9.050	..-	13.850	0.500
4	210	Brigham Frentheway	OU	4.900	8.800	..-	13.700	0.650
5	201	Brandon Zepeda-Orth	OU	4.500	9.150	..-	13.650	0.700
6T	103	Ryan Vanichtheeranont	Illinois	4.300	9.050	..-	13.350	1.000
6T	111	Matthew Nguyen	Illinois	4.600	8.750	..-	13.350	1.000
8	113	Logan Myers	Illinois	4.800	8.050	..-	12.850	1.500
9	108	Ian Sandoval	Illinois	4.500	8.200	..-	12.700	1.650

OU Men's Gymnastics Vs Illinois

Event Results - AA

Jan 25, 2025

Page: 1
Printed: 1/25/2025 7:47:21 PM

Men / 10 / All Ages

Session: 1

Rank	Num	Name	Gym							AA
1	109	Sam Phillips	Illinois	13.900	12.850	13.550	13.150	13.300	13.850	80.600
2	108	Ian Sandoval	Illinois	13.300	13.700	12.800	14.350	12.750	12.700	79.600