

NCAA Gymnastics Score Sheet

Teams: Home Air Force Academy

Visitor Arizona State

Date Jan 18, 2025

Place US Air Force Academy

Attendance 6510

Name	D	1	2	3	4	5	nd	AVE
1 Keenan Berrong	216	4.4	8.4	8.5				12.850
2 Tai Gopaul	222	4.8	7.9	7.9				12.700
3 Jared Fry	221	4.7	7.4	7.3			-0.1	11.950
4 Erich Upton	231	5.0	8.6	8.5			-0.2	13.350

Name	D	1	2	3	4	5	nd	AVE
1 Dylan Jones	134	4.0	7.4	7.6				11.200
2 Sean Desmarais	125	4.0	8.0	7.9				11.950
3 Nicky Franz	128	4.7	7.9	7.7			-0.1	12.400
4 Aidan Myers	143	4.6	8.5	8.5				13.100

Floor Score: **50.850** Running Score: **50.850**

Floor Score: **48.650** Running Score: **48.650**

Pommel	D	1	2	3	4	5	nd	AVE
1 Tai Gopaul	222	4.8	8.1	7.9				12.800
2 Erich Upton	231	4.5	8.4	8.4				12.900
3 Jack Matlock	226	5.2	8.6	8.8				13.900
4 Patrick Hoopes	223	5.9	9.0	9.1				14.950

Pommel	D	1	2	3	4	5	nd	AVE
1 Samuel Walker, Jr	153	4.3	6.3	6.3				10.600
2 Nicky Franz	128	3.9	7.0	6.8				10.800
3 Zack Litwin	140	4.1	8.2	8.0				12.200
4 Justin Smith	147	4.4	6.8	7.1				11.350

Pommel Score: **54.550** Running Score: **105.400**

Pommel Score: **44.950** Running Score: **93.600**

Rings	D	1	2	3	4	5	nd	AVE
1 Dennis Irimiea	224	4.2	8.6	8.9				12.950
2 Tai Gopaul	222	4.4	8.6	8.3				12.850
3 Erich Upton	231	4.6	8.7	8.8				13.350
4 Charlie Miles	227	4.5	7.9	7.7				12.300

Rings	D	1	2	3	4	5	nd	AVE
1 Carter Phillips	146	3.1	8.7	9.0				11.950
2 Evan Lacey	139	3.3	8.5	8.3				11.700
3 Aidan Myers	143	3.3	8.5	8.6				11.850
4 Nicky Franz	128	4.2	8.5	8.8				12.850

Rings Score: **51.450** Running Score: **156.850**

Rings Score: **48.350** Running Score: **141.950**

Vault	D	1	2	3	4	5	nd	AVE
1 Christopher Noguera	228	3.6	9.5	9.3				13.000
2 Jared Fry	221	4.4	9.2	9.1				13.550
3 Jack Foltyn	220	4.4	9.0	9.1			-0.1	13.350
4 Erich Upton	231	4.8	9.2	9.3				14.050

Vault	D	1	2	3	4	5	nd	AVE
1 Sean Desmarais	125	3.6	9.2	9.3				12.850
2 Caden Peacock	145	4.4	9.0	8.8			-0.1	13.200
3 Nicky Franz	128	3.6	9.4	9.3				12.950
4 Izaiha Mlay	141	4.8	8.5	8.3				13.200

Vault Score: **53.950** Running Score: **210.800**

Vault Score: **52.200** Running Score: **194.150**

Parallel Bars	D	1	2	3	4	5	nd	AVE
1 Tai Gopaul	222	4.2	7.3	7.2				11.450
2 Jack Foltyn	220	4.4	7.9	8.1				12.400
3 Charlie Miles	227	4.4	9.3	9.2				13.650
4 Erich Upton	231	4.7	8.8	8.7				13.450

Parallel Bars	D	1	2	3	4	5	nd	AVE
1 Will Kinnick	137	3.7	6.0	6.0				9.700
2 Caden Peacock	145	3.3	7.9	7.6				11.050
3 Aidan Myers	143	3.9	8.3	8.2				12.150
4 William Howard	133	3.7	8.6	8.8				12.400

P. Bar Score: **50.950** Running Score: **261.750**

P. Bar Score: **45.300** Running Score: **239.450**

Horizontal Bar	D	1	2	3	4	5	nd	AVE
1 Tai Gopaul	222	4.4	8.2	8.5				12.750
2 Jared Fry	221	4.4	8.0	8.4				12.600
3 Charlie Miles	227	4.6	6.9	7.0				11.550
4 Erich Upton	231	4.7	8.4	8.0				12.900

Horizontal Bar	D	1	2	3	4	5	nd	AVE
1 Izaiha Mlay	141	4.1	7.4	7.7				11.650
2 Khamaree Thomas	151	3.4	6.9	7.0				10.350
3 Justin Smith	147	3.5	8.3	8.3				11.800
4 Caden Peacock	145	4.1	8.4	8.4				12.500

H. Bar Score: **49.800** Running Score: **311.550**

H. Bar Score: **46.300** Running Score: **285.750**

Final Team Score: **311.550**

Final Team Score: **285.750**

All-Arounders

	Upton	Upton			
FX	13.350	13.350			
PH	12.900	12.900			
SR	13.350	12.950			
VT	14.050	14.050			
PB	13.450	13.250			
HB	12.900	12.900			
AA	80.000	79.400			

All-Arounders

	Flechs	Myers	Flechs	Myers	
	12.300	13.100	12.300	13.100	
	11.550	12.400	11.550	12.400	
	11.950	11.850	11.750	11.850	
	13.350	13.200	13.350	13.200	
	13.000	12.150	12.800	11.950	
	11.650	12.350	11.450	12.350	
	73.800	75.050	73.200	74.850	

Judge's Signatures * FX Ben Fox * PB Kevin Muenz * SR Scott Scanlan * VT Brian Cooper * PB Aaron Fortunato * HB Michael Juszczak

* Head Judge

FX Kaiser Mock PH Earl Danley SR Brad LeClair VT Wyatt Baier PB Bob Busse HB Brian Richmond

Coach's Signature [Signature]

Coach's Signature [Signature]

NCAA Gymnastics Score Sheet

Teams: Home Stanford University Visitor University of Nebraska-Lincoln

Date Jan 18, 2025 Place US Air Force Academy Attendance 0

Name										Name									
	D	1	2	3	4	5	nd	AVE			D	1	2	3	4	5	nd	AVE	
FLOOR	1	Kaien J-Spencer	184	5.0	8.5	8.5			13.500	1	Nathan York	252	5.1	8.7	8.8				13.850
	2	Taylor Burkhart	178	5.3	8.4	8.6			13.800	2	Luke James	241	4.9	7.6	7.7				12.550
	3	Colt Walker	197	5.2	8.7	8.5			13.800	3	Chase Mondt	243	5.3	8.7	8.7				14.000
	4	Jeremy Bischoff	177	4.9	7.2	6.9			11.950	4	Alex Nitache	245	5.1	8.4	8.3				13.450

Floor Score: 53.050 Running Score: 53.050 Floor Score: 53.850 Running Score: 53.850

Pommel	1	Arun Chhetri	179	5.2	8.3	8.2			13.450	1	Yanni Chronopoulos	235	5.0	8.7	8.8				13.750
	2	Asher Hong	182	5.3	7.0	7.2			12.400	2	Nik Tarca	249	4.8	7.5	7.5				12.300
	3	Taylor Burkhart	178	5.1	8.9	9.0			14.050	3	Taylor Christopoulos	234	5.1	8.2	8.5				13.450
	4	Ian Lasic-Ellis	188	4.8	8.7	8.7			13.500	4	Nathan York	252	4.8	8.7	8.4				13.350

Pommel Score: 53.400 Running Score: 106.450 Pommel Score: 52.850 Running Score: 106.700

RINGS	1	Arun Chhetri	179	4.7	9.1	9.1			13.800	1	James Friedman	239	4.7	8.9	9.0				13.650
	2	Asher Hong	182	5.6	9.2	9.3			14.850	2	Yanni Chronopoulos	235	4.4	9.5	9.3				13.800
	3	Colt Walker	197	4.4	9.1	9.2			13.550	3	Taylor Christopoulos	234	4.2	9.4	9.2				13.500
	4	Mark Berlaga	176	5.2	8.4	8.5			13.650	4	Chris Hiser	240	5.0	9.2	9.1				14.150

Rings Score: 55.850 Running Score: 162.300 Rings Score: 55.100 Running Score: 161.800

VAULT	1	Taylor Burkhart	178	5.1	9.6	9.7			14.750	1	Zachary Tideman	250	4.8	8.3	8.2			-0.3	12.750
	2	Asher Hong	182	4.8	9.5	9.5			14.300	2	Luke James	241	4.8	9.5	9.5			-0.1	14.200
	3	Colt Walker	197	4.8	9.5	9.4			14.250	3	Chase Mondt	243	5.2	9.3	9.2			-0.1	14.350
	4	Jeremy Bischoff	177	4.4	9.1	9.0			13.450	4	Alex Nitache	245	4.8	8.6	8.6			-0.3	13.100

Vault Score: 56.750 Running Score: 219.050 Vault Score: 54.400 Running Score: 216.200

P. BAR	1	Brandon Nguyen	193	5.1	9.2	9.1			14.250	1	Cole Partridge	247	4.9	8.7	8.6				13.550
	2	Asher Hong	182	5.4	8.0	8.2			13.500	2	Alex Nitache	245	5.0	8.8	8.9				13.850
	3	Ian Lasic-Ellis	188	5.2	9.0	9.0			14.200	3	Taylor Christopoulos	234	4.7	8.5	8.3				13.100
	4	Colt Walker	197	5.6	8.8	8.7			14.350	4	Yanni Chronopoulos	235	5.0	8.0	8.2				13.100

P. Bar Score: 56.300 Running Score: 275.350 P. Bar Score: 53.600 Running Score: 269.800

H. BAR	1	Jeremy Bischoff	177	5.1	8.6	8.7			13.750	1	Max Odden	246	4.5	7.3	7.6				11.950
	2	Taylor Burkhart	178	5.6	7.4	7.8			13.200	2	Cole Partridge	247	4.2	6.7	7.0				11.050
	3	Brandon Nguyen	193	5.6	7.4	7.6			13.100	3	Zachary Tideman	250	4.9	8.5	8.8				13.550
	4	Ian Lasic-Ellis	188	5.0	8.3	8.6			13.450	4	Taylor Christopoulos	234	5.3	8.6	9.0				14.100

H. Bar Score: 53.500 Running Score: 328.850 H. Bar Score: 50.650 Running Score: 320.450

Final Team Score: 328.850 Final Team Score: 320.450

All-Arounders

	Nitache	Nitache							
FX									
PH	13.450	13.450							
SR	11.300	11.300							
VT	12.450	12.450							
PB	13.100	13.100							
HB	13.850	13.650							
AA	13.450	13.450							
	77.600	77.400							

Judge's Signatures * FX Ben Fox * PH K. Muenz * SR John Scanlan * VT Brian Cooper * PB Aaron Fortunato * HB Michael Guszczak

* Head Judge FX Kaissa Beck PH Bear Danley SR Brad LeClair VT Wyatt Baier PB Bob Bunge HB Dan Rife/Hand

Coach's Signature [Signature] Coach's Signature [Signature]

NCAA Gymnastics Score Sheet

Teams: Home Rocky Mountain Mavericks Visitor Simpson College

Date Jan 18, 2025 Place US Air Force Academy Attendance 0

Name		D	1	2	3	4	5	nd	AVE	Name		D	1	2	3	4	5	nd	AVE
FLOOR	1 Ethan Zenick	215	4.6	8.5	8.3				13.000	1 Christopher Duane	259	4.5	8.0	8.0				-0.1	12.400
	2 Jackson Korowin	205	4.3	7.2	7.4				11.600	2 Paul Tiedemann	273	4.3	8.6	8.6					12.900
	3 Jacob Kreps	206	4.5	5.5	5.3			-0.3	9.600	3 Braxton Jones	261	4.4	7.8	8.0					12.300
	4 Evan McGrath	208	4.6	6.4	6.3			-0.2	10.750	4 Jake Smith	270	4.6	8.2	8.4					12.900

Floor Score: 44.950 Running Score: 44.950 Floor Score: 50.500 Running Score: 50.500

Pommel	1 Gavin Robey	210	3.8	7.9	8.0				11.750	1 Milo Staley	271	3.7	8.4	8.5					12.150
	2 Keegan Sanders	211	3.2	6.9	6.7				10.000	2 Christian Romero	266	3.6	7.0	6.8					10.500
	3 Caleb Demarest	203	2.3	7.5	7.1				9.600	3 William Bacus	253	4.1	7.4	7.4					11.500
	4 Marshall Burrows	201	3.4	8.6	8.5				11.950	4 Alex Catchpole	256	4.5	8.1	7.9					12.500

Pommel Score: 43.300 Running Score: 88.250 Pommel Score: 46.650 Running Score: 97.150

Rings	1 Ethan Zenick	215	3.4	8.1	8.2				11.550	1 Jake Smith	270	3.2	8.8	8.8					12.000
	2 Caleb Demarest	203	2.7	7.4	7.8				10.300	2 Noah Koos	262	3.7	8.7	8.5					12.300
	3 Jacob Kreps	206	3.4	7.8	7.5				11.050	3 Alex Campbell	255	4.1	8.9	9.1					13.100
	4 Gavin Robey	210	4.1	8.2	8.5				12.450	4 Brian Rollison	265	4.5	8.8	8.8					13.300

Rings Score: 45.350 Running Score: 133.600 Rings Score: 50.700 Running Score: 147.850

Vault	1 Cody Myers	209	3.6	9.0	8.8			-0.3	12.200	1 Milo Staley	271	4.4	8.9	8.6				-0.3	12.850
	2 Jackson Korowin	205	3.6	9.1	9.2				12.750	2 Alex Campbell	255	4.4	8.8	8.8				-0.1	13.100
	3 Jacob Kreps	206	3.6	9.6	9.6				13.200	3 Brian Rollison	265	4.4	8.8	8.5					13.050
	4 Evan McGrath	208	4.8	9.2	9.2			-0.1	13.900	4 Braxton Jones	261	4.9	9.3	9.2					14.150

Vault Score: 52.050 Running Score: 185.650 Vault Score: 53.150 Running Score: 201.000

P. Bar	1 Gavin Robey	210	2.9	7.8	8.0				10.800	1 Eric Simon	268	3.4	8.3	8.1					11.600
	2 Ethan Zenick	215	3.4	8.6	8.8				12.100	2 Noah Koos	262	3.4	6.8	6.8					10.200
	3 Cody Myers	209	2.9	8.8	8.9				11.750	3 Paul Tiedemann	273	4.2	7.6	7.4					11.700
	4 Evan McGrath	208	3.8	8.0	8.0				11.800	4 Alex Catchpole	256	4.4	8.0	8.2					12.500

P. Bar Score: 46.450 Running Score: 232.100 P. Bar Score: 46.000 Running Score: 247.000

H. Bar	1 Ethan Zenick	215	2.6	8.0	8.2				10.700	1 Eric Simon	268	3.2	7.4	7.5					10.650
	2 Jayce Colton	202	2.3	6.7	6.7				9.000	2 Noah Koos	262	3.3	8.0	8.2					11.400
	3 Cody Myers	209	2.8	8.2	8.5				11.150	3 Brian Rollison	265	3.4	7.0	7.2					10.500
	4 Evan McGrath	208	3.9	7.6	8.1				11.750	4 Paul Tiedemann	273	4.3	7.5	7.1					11.600

H. Bar Score: 42.600 Running Score: 274.700 H. Bar Score: 44.150 Running Score: 291.150

Final Team Score: 274.700 Final Team Score: 291.150

All-Arounders

All-Arounders

FX																			
PH																			
SR																			
VT																			
PB																			
HB																			
AA																			

Judge's Signatures *FX Ben Fox *PH Kevin Muenz *SR John Scanlan *VT Brian Cooper *PB Aaron Fortunato *HB Michal Juszczyk

* Head Judge Kaiser Moore Bear Danley Brad LeClair Wyatt Baier Bob Busse Brian Richmond

Coach's Signature _____ Coach's Signature _____

NCAA Gymnastics Score Sheet

Teams: Home University of Oklahoma Visitor _____

Date Jan 18, 2025 Place US Air Force Academy Attendance 0

		Name	D	1	2	3	4	5	nd	AVE	Name	D	1	2	3	4	5	nd	AVE	
FLOOR	1	Matthew Burgoyne	159	5.1	8.5	8.6				13.650										
	2	Arthur Ballon	156	4.9	8.6	8.6			-0.1	13.400										
	3	Brigham Frentheway	166	5.0	9.0	9.0				14.000										
	4	Emre Dodanli	163	5.2	8.6	8.4				13.700										

Floor Score: 54.750 Running Score: 54.750 Floor Score: 0.000 Running Score: 0.000

POMMEL	1	Kelton Christiansen	160	4.7	8.2	8.1				12.850										
	2	Tyler Flores	164	4.7	6.9	6.7				11.500										
	3	Zach Nunez	170	5.1	8.8	8.7				13.850										
	4	Ignacio Yockers	174	5.7	8.6	8.5				14.250										

Pommel Score: 52.450 Running Score: 107.200 Pommel Score: 0.000 Running Score: 0.000

RINGS	1	Brigham Frentheway	166	4.4	9.4	9.4				13.800										
	2	Matthew Burgoyne	159	5.1	8.7	8.9				13.900										
	3	Tas Hajdu	167	5.0	9.2	9.3				14.250										
	4	Francisco Velez Belen	172	5.2	8.6	8.6				13.800										

Rings Score: 55.750 Running Score: 162.950 Rings Score: 0.000 Running Score: 0.000

VAULT	1	Tyler Flores	164	4.5	9.8	9.7				14.250										
	2	Arthur Ballon	156	4.8	9.4	9.5				14.250										
	3	Brigham Frentheway	166	4.8	9.4	9.3				14.150										
	4	Emre Dodanli	163	4.8	9.5	9.5				14.300										

Vault Score: 56.950 Running Score: 219.900 Vault Score: 0.000 Running Score: 0.000

P.BAR	1	Matthew Burgoyne	159	4.8	8.3	8.4				13.150										
	2	Ignacio Yockers	174	4.3	9.2	9.0				13.400										
	3	Tyler Flores	164	4.7	8.9	8.8				13.550										
	4	Tas Hajdu	167	4.5	8.7	8.7				13.200										

P. Bar Score: 53.300 Running Score: 273.200 P. Bar Score: 0.000 Running Score: 0.000

H.BAR	1	Brandon Zepeda-Orth	175	4.5	8.6	8.8				13.200										
	2	Brigham Frentheway	166	5.0	8.3	8.5				13.400										
	3	Kelton Christiansen	160	5.2	8.5	8.7				13.800										
	4	Emre Dodanli	163	5.1	8.4	8.6				13.600										

H. Bar Score: 54.000 Running Score: 327.200 H. Bar Score: 0.000 Running Score: 0.000

Final Team Score: 327.200

Final Team Score: 0.000

All-Arounders

All-Arounders

FX																				
PH																				
SR																				
VT																				
PB																				
HB																				
AA																				

Judge's Signatures *FX Ben Fox *PH Kevin Muenz *SR John Scannan *VT Brian Cooper *PB Aaron Fortunato *HB Michael Juszczyk

* Head Judge Kevin Muenz

Coach's Signature Phil White Coach's Signature _____

2025 Rocky Mountain Open

Event Results - Floor

Jan 18, 2025

Page: 1
Printed: 1/18/2025 9:10 PM

Men / E
Session: 1



Rank	Num	Name	Gym	Diff	Exec	ND	Score	Out
1T	166	Brigham Frentheway	OU	5.000	9.000	-.-	14.000	0.000
2T	243	Chase Mondi	Neb	5.300	8.700	-.-	14.000	0.000
3	252	Nathan York	Neb	5.100	8.750	-.-	13.850	0.150
4T	197	Colt Walker	STAN	5.200	8.600	-.-	13.800	0.200
5T	178	Taylor Burkhart	STAN	5.300	8.500	-.-	13.800	0.200
6	163	Emre Dodanli	OU	5.200	8.500	-.-	13.700	0.300
7	159	Matthew Burgoyne	OU	5.100	8.550	-.-	13.650	0.350
8	184	Kaien J-Spencer	STAN	5.000	8.500	-.-	13.500	0.500
9	245	Alex Nitache	Neb	5.100	8.350	-.-	13.450	0.550
10	156	Arthur Ballon	OU	4.900	8.600	-0.1	13.400	0.600
11	231	Erich Upton	AFA	5.000	8.550	-0.2	13.350	0.650
12	143	Aidan Myers	ASU	4.600	8.500	-.-	13.100	0.900
13	215	Ethan Zenick	RM	4.600	8.400	-.-	13.000	1.000
14T	273	Paul Tiedemann	SC	4.300	8.600	-.-	12.900	1.100
15T	270	Jake Smith	SC	4.600	8.300	-.-	12.900	1.100
16	216	Keenan Berrong	AFA	4.400	8.450	-.-	12.850	1.150
17	222	Tai Gopaul	AFA	4.800	7.900	-.-	12.700	1.300
18	241	Luke James	Neb	4.900	7.650	-.-	12.550	1.450
19T	259	Christopher Duane	SC	4.500	8.000	-0.1	12.400	1.600
20T	128	Nicky Franz	ASU	4.700	7.800	-0.1	12.400	1.600
21T	126	Hunter Flechsig	ASU	4.100	8.200	-.-	12.300	1.700
22T	261	Braxton Jones	SC	4.400	7.900	-.-	12.300	1.700
23T	125	Sean Desmarais	ASU	4.000	7.950	-.-	11.950	2.050
24T	221	Jared Fry	AFA	4.700	7.350	-0.1	11.950	2.050
25T	177	Jeremy Bischoff	STAN	4.900	7.050	-.-	11.950	2.050
26	205	Jackson Korowin	RM	4.300	7.300	-.-	11.600	2.400
27	134	Dylan Jones	ASU	4.000	7.500	-0.3	11.200	2.800
28	208	Evan McGrath	RM	4.600	6.350	-0.2	10.750	3.250
29	206	Jacob Kreps	RM	4.500	5.400	-0.3	9.600	4.400

2025 Rocky Mountain Open

Event Results - Pommel

Jan 18, 2025

Page: 1
Printed: 1/18/2025 9:10 PM

Men / E
Session: 1



Rank	Num	Name	Gym	Diff	Exec	ND	Score	Out
1	223	Patrick Hoopes	AFA	5.900	9.050	..	14.950	0.000
2	174	Ignacio Yockers	OU	5.700	8.550	..	14.250	0.700
3	178	Taylor Burkhart	STAN	5.100	8.950	..	14.050	0.900
4	226	Jack Matlock	AFA	5.200	8.700	..	13.900	1.050
5	170	Zach Nunez	OU	5.100	8.750	..	13.850	1.100
6	235	Yanni Chronopoulos	Neb	5.000	8.750	..	13.750	1.200
7	188	Ian Lasic-Ellis	STAN	4.800	8.700	..	13.500	1.450
8T	234	Taylor Christopulos	Neb	5.100	8.350	..	13.450	1.500
9T	179	Arun Chhetri	STAN	5.200	8.250	..	13.450	1.500
10	252	Nathan York	Neb	4.800	8.550	..	13.350	1.600
11	231	Erich Upton	AFA	4.500	8.400	..	12.900	2.050
12	160	Kelton Christiansen	OU	4.700	8.150	..	12.850	2.100
13	222	Tai Gopaul	AFA	4.800	8.000	..	12.800	2.150
14	256	Alex Catchpole	SC	4.500	8.000	..	12.500	2.450
15T	143	Aidan Myers	ASU	5.000	7.400	..	12.400	2.550
16T	182	Asher Hong	STAN	5.300	7.100	..	12.400	2.550
17	249	Nik Tarca	Neb	4.800	7.500	..	12.300	2.650
18	140	Zack Litwin	ASU	4.100	8.100	..	12.200	2.750
19	271	Milo Staley	SC	3.700	8.450	..	12.150	2.800
20	201	Marshall Burrows	RM	3.400	8.550	..	11.950	3.000
21	210	Gavin Robey	RM	3.800	7.950	..	11.750	3.200
22	126	Hunter Flechsig	ASU	3.300	8.250	..	11.550	3.400
23T	253	William Bacus	SC	4.100	7.400	..	11.500	3.450
24T	164	Tyler Flores	OU	4.700	6.800	..	11.500	3.450
25	147	Justin Smith	ASU	4.400	6.950	..	11.350	3.600
26	245	Alex Nitache	Neb	4.300	7.000	..	11.300	3.650
27	128	Nicky Franz	ASU	3.900	6.900	..	10.800	4.150
28	153	Samuel Walker, Jr	ASU	4.300	6.300	..	10.600	4.350
29	266	Christian Romero	SC	3.600	6.900	..	10.500	4.450
30	211	Keegan Sanders	RM	3.200	6.800	..	10.000	4.950
31	203	Caleb Demarest	RM	2.300	7.300	..	9.600	5.350

2025 Rocky Mountain Open

Event Results - Rings

Jan 18, 2025

Page: 1
Printed: 1/18/2025 9:10 PM

Men / E
Session: 1



Rank	Num	Name	Gym	Diff	Exec	ND	Score	Out
1	182	Asher Hong	STAN	5.600	9.250	..	14.850	0.000
2	167	Tas Hajdu	OU	5.000	9.250	..	14.250	0.600
3	240	Chris Hiser	Neb	5.000	9.150	..	14.150	0.700
4	159	Matthew Burgoyne	OU	5.100	8.800	..	13.900	0.950
5*	235	Yanni Chronopoulos	Neb	4.400	9.400	..	13.800	1.050
6*	166	Brigham Frentheway	OU	4.400	9.400	..	13.800	1.050
7T	179	Arun Chhetri	STAN	4.700	9.100	..	13.800	1.050
8T	172	Francisco Velez Belendez	OU	5.200	8.600	..	13.800	1.050
9T	239	James Friedman	Neb	4.700	8.950	..	13.650	1.200
10T	176	Mark Berlaga	STAN	5.200	8.450	..	13.650	1.200
11	197	Colt Walker	STAN	4.400	9.150	..	13.550	1.300
12	234	Taylor Christopulos	Neb	4.200	9.300	..	13.500	1.350
13	231	Erich Upton	AFA	4.600	8.750	..	13.350	1.500
14	265	Brian Rollison	SC	4.500	8.800	..	13.300	1.550
15	255	Alex Campbell	SC	4.100	9.000	..	13.100	1.750
16	224	Dennis` Irimiea	AFA	4.200	8.750	..	12.950	1.900
17T	128	Nicky Franz	ASU	4.200	8.650	..	12.850	2.000
18T	222	Tai Gopaul	AFA	4.400	8.450	..	12.850	2.000
19T	245	Alex Nitache	Neb	3.700	8.750	..	12.450	2.400
20T	210	Gavin Robey	RM	4.100	8.350	..	12.450	2.400
21T	262	Noah Koos	SC	3.700	8.600	..	12.300	2.550
22T	227	Charlie Miles	AFA	4.500	7.800	..	12.300	2.550
23	270	Jake Smith	SC	3.200	8.800	..	12.000	2.850
24T	146	Carter Phillips	ASU	3.100	8.850	..	11.950	2.900
25T	126	Hunter Flechsig	ASU	3.500	8.450	..	11.950	2.900
26	143	Aidan Myers	ASU	3.300	8.550	..	11.850	3.000
27	139	Evan Lacey	ASU	3.300	8.400	..	11.700	3.150
28	215	Ethan Zenick	RM	3.400	8.150	..	11.550	3.300
29	206	Jacob Kreps	RM	3.400	7.650	..	11.050	3.800
30	203	Caleb Demarest	RM	2.700	7.600	..	10.300	4.550

2025 Rocky Mountain Open

Event Results - Vault

Jan 18, 2025

Page: 1
Printed: 1/18/2025 9:10 PM

Men / E
Session: 1



Rank	Num	Name	Gym	Diff	Exec	ND	Score	Out
1	178	Taylor Burkhart	STAN	5.100	9.650	..	14.750	0.000
2	243	Chase Mondi	Neb	5.200	9.250	-0.1	14.350	0.400
3*	182	Asher Hong	STAN	4.800	9.500	..	14.300	0.450
4*	163	Emre Dodanli	OU	4.800	9.500	..	14.300	0.450
5T	164	Tyler Flores	OU	4.500	9.750	..	14.250	0.500
6*	197	Colt Walker	STAN	4.800	9.450	..	14.250	0.500
7*	156	Arthur Ballon	OU	4.800	9.450	..	14.250	0.500
8	241	Luke James	Neb	4.800	9.500	-0.1	14.200	0.550
9T	166	Brigham Frentheway	OU	4.800	9.350	..	14.150	0.600
10T	261	Braxton Jones	SC	4.900	9.250	..	14.150	0.600
11	231	Erich Upton	AFA	4.800	9.250	..	14.050	0.700
12	208	Evan McGrath	RM	4.800	9.200	-0.1	13.900	0.850
13	221	Jared Fry	AFA	4.400	9.150	..	13.550	1.200
14	177	Jeremy Bischoff	STAN	4.400	9.050	..	13.450	1.300
15*	126	Hunter Flechsig	ASU	4.400	9.050	-0.1	13.350	1.400
16*	220	Jack Foltyn	AFA	4.400	9.050	-0.1	13.350	1.400
17*	206	Jacob Kreps	RM	3.600	9.600	..	13.200	1.550
18*	143	Aidan Myers	ASU	3.600	9.600	..	13.200	1.550
19T	145	Caden Peacock	ASU	4.400	8.900	-0.1	13.200	1.550
20T	141	Izaiha Mlay	ASU	4.800	8.400	..	13.200	1.550
21T	255	Alex Campbell	SC	4.400	8.800	-0.1	13.100	1.650
22T	245	Alex Nitache	Neb	4.800	8.600	-0.3	13.100	1.650
23	265	Brian Rollison	SC	4.400	8.650	..	13.050	1.700
24	228	Christopher Noguera	AFA	3.600	9.400	..	13.000	1.750
25	128	Nicky Franz	ASU	3.600	9.350	..	12.950	1.800
26T	125	Sean Desmarais	ASU	3.600	9.250	..	12.850	1.900
27T	271	Milo Staley	SC	4.400	8.750	-0.3	12.850	1.900
28T	205	Jackson Korowin	RM	3.600	9.150	..	12.750	2.000
29T	250	Zachary Tiderman	Neb	4.800	8.250	-0.3	12.750	2.000
30	209	Cody Myers	RM	3.600	8.900	-0.3	12.200	2.550

2025 Rocky Mountain Open

Event Results - P Bars

Jan 18, 2025

Page: 1
Printed: 1/18/2025 9:10 PM

Men / E
Session: 1



Rank	Num	Name	Gym	Diff	Exec	ND	Score	Out
1	197	Colt Walker	STAN	5.600	8.750	..	14.350	0.000
2	193	Brandon Nguyen	STAN	5.100	9.150	..	14.250	0.100
3	188	Ian Lasic-Ellis	STAN	5.200	9.000	..	14.200	0.150
4	245	Alex Nitache	Neb	5.000	8.850	..	13.850	0.500
5	227	Charlie Miles	AFA	4.400	9.250	..	13.650	0.700
6T	164	Tyler Flores	OU	4.700	8.850	..	13.550	0.800
7T	247	Cole Partridge	Neb	4.900	8.650	..	13.550	0.800
8	182	Asher Hong	STAN	5.400	8.100	..	13.500	0.850
9	231	Erich Upton	AFA	4.700	8.750	..	13.450	0.900
10	174	Ignacio Yockers	OU	4.300	9.100	..	13.400	0.950
11	167	Tas Hajdu	OU	4.500	8.700	..	13.200	1.150
12	159	Matthew Burgoyne	OU	4.800	8.350	..	13.150	1.200
13T	234	Taylor Christopoulos	Neb	4.700	8.400	..	13.100	1.250
14T	235	Yanni Chronopoulos	Neb	5.000	8.100	..	13.100	1.250
15	126	Hunter Flechsig	ASU	4.100	8.900	..	13.000	1.350
16	256	Alex Catchpole	SC	4.400	8.100	..	12.500	1.850
17T	133	William Howard	ASU	3.700	8.700	..	12.400	1.950
18T	220	Jack Foltyn	AFA	4.400	8.000	..	12.400	1.950
19	143	Aidan Myers	ASU	3.900	8.250	..	12.150	2.200
20	215	Ethan Zenick	RM	3.400	8.700	..	12.100	2.250
21	208	Evan McGrath	RM	3.800	8.000	..	11.800	2.550
22	209	Cody Myers	RM	2.900	8.850	..	11.750	2.600
23	273	Paul Tiedemann	SC	4.200	7.500	..	11.700	2.650
24	268	Eric Simon	SC	3.400	8.200	..	11.600	2.750
25	222	Tai Gopaul	AFA	4.200	7.250	..	11.450	2.900
26	145	Caden Peacock	ASU	3.300	7.750	..	11.050	3.300
27	210	Gavin Robey	RM	2.900	7.900	..	10.800	3.550
28	262	Noah Koos	SC	3.400	6.800	..	10.200	4.150
29	137	Will Kinnick	ASU	3.700	6.000	..	9.700	4.650

2025 Rocky Mountain Open

Event Results - H Bar

Jan 18, 2025

Page: 1
Printed: 1/18/2025 9:10 PM

Men / E
Session: 1



Rank	Num	Name	Gym	Diff	Exec	ND	Score	Out
1	234	Taylor Christopoulos	Neb	5.300	8.800	..	14.100	0.000
2	160	Kelton Christiansen	OU	5.200	8.600	..	13.800	0.300
3	177	Jeremy Bischoff	STAN	5.100	8.650	..	13.750	0.350
4	163	Emre Dodanli	OU	5.100	8.500	..	13.600	0.500
5	250	Zachary Tiderman	Neb	4.900	8.650	..	13.550	0.550
6T	245	Alex Nitache	Neb	4.600	8.850	..	13.450	0.650
7T	188	Ian Lasic-Ellis	STAN	5.000	8.450	..	13.450	0.650
8	166	Brigham Frentheway	OU	5.000	8.400	..	13.400	0.700
9T	175	Brandon Zepeda-Orth	OU	4.500	8.700	..	13.200	0.900
10T	178	Taylor Burkhart	STAN	5.600	7.600	..	13.200	0.900
11	193	Brandon Nguyen	STAN	5.600	7.500	..	13.100	1.000
12	231	Erich Upton	AFA	4.700	8.200	..	12.900	1.200
13	222	Tai Gopaul	AFA	4.400	8.350	..	12.750	1.350
14	221	Jared Fry	AFA	4.400	8.200	..	12.600	1.500
15	145	Caden Peacock	ASU	4.100	8.400	..	12.500	1.600
16	143	Aidan Myers	ASU	3.500	8.850	..	12.350	1.750
17	246	Max Odden	Neb	4.500	7.450	..	11.950	2.150
18	147	Justin Smith	ASU	3.500	8.300	..	11.800	2.300
19	208	Evan McGrath	RM	3.900	7.850	..	11.750	2.350
20T	126	Hunter Flechsig	ASU	3.900	7.750	..	11.650	2.450
21T	141	Izaiha Mlay	ASU	4.100	7.550	..	11.650	2.450
22	273	Paul Tiedemann	SC	4.300	7.300	..	11.600	2.500
23	227	Charlie Miles	AFA	4.600	6.950	..	11.550	2.550
24	262	Noah Koos	SC	3.300	8.100	..	11.400	2.700
25	209	Cody Myers	RM	2.800	8.350	..	11.150	2.950
26	247	Cole Partridge	Neb	4.200	6.850	..	11.050	3.050
27	215	Ethan Zenick	RM	2.600	8.100	..	10.700	3.400
28	268	Eric Simon	SC	3.200	7.450	..	10.650	3.450
29	265	Brian Rollison	SC	3.400	7.100	..	10.500	3.600
30	151	Khamaree Thomas	ASU	3.400	6.950	..	10.350	3.750
31	202	Jayce Colton	RM	2.300	6.700	..	9.000	5.100







2025 Rocky Mountain Open

Event Results - AA

Jan 18, 2025

Page: 1
Printed: 1/18/2025 9:10 PM

Men / E
Session: 1

Rank	Num	Name	Gym							AA
1	231	Erich Upton	AFA	13.350	12.900	13.350	14.050	13.450	12.900	80.000
2	245	Alex Nitache	Neb	13.450	11.300	12.450	13.100	13.850	13.450	77.600
3	143	Aidan Myers	ASU	13.100	12.400	11.850	13.200	12.150	12.350	75.050
4	126	Hunter Flechsig	ASU	12.300	11.550	11.950	13.350	13.000	11.650	73.800







2025 Rocky Mountain Open

Team Results

Jan 18, 2025

Page: 1
Printed: 1/18/2025 9:10 PM

Men / E
Session: 1

Rank	Gym	Team	Score						
1	STAN	X	328.850	53.050 3	53.400 2	55.850 1	56.750 2	56.300 1	53.500 2
2	OU	X	327.200	54.750 1	52.450 4	55.750 2	56.950 1	53.300 3	54.000 1
3	Neb	X	320.450	53.850 2	52.850 3	55.100 3	54.400 3	53.600 2	50.650 3
4	AFA	X	311.550	50.850 4	54.550 1	51.450 4	53.950 4	50.950 4	49.800 4
5	SC	X	291.150	50.500 5	46.650 5	50.700 5	53.150 5	46.000 6	44.150 6
6	ASU	X	285.750	48.650 6	44.950 6	48.350 6	52.200 6	45.300 7	46.300 5
7	RM	X	274.700	44.950 7	43.300 7	45.350 7	52.050 7	46.450 5	42.600 7